

MHN33PD COIN OR CARD FRONT-LOAD WASHER

MAYTAG
COMMERCIAL



ADVANCED SPIN TECHNOLOGY

- Delivers more accurate cycle times and better unbalanced performance.*
- A six-point suspension features four dampers and two springs, providing better stability for the entire wash unit.
- An accelerometer provides an accurate reading of cabinet vibration.



DURACORE DRIVE SYSTEM

- Advanced drive system is more reliable.**
- Watertight, flexible triple-lip seal with garter spring keeps moisture away from the shaft, protecting the premium bearings.
- Durable shaft sleeve is designed to eliminate shaft wear.



MICROPROCESSOR CONTROLS

- Delivers powerful profits for owners and provides flexibility to customers. Controls offer owners the ability to customize vend prices and washer cycle options, such as Super Cycle, ensuring optional revenue. Controls also give customers the option to select the ideal cycle for individual wash needs.



ENERGY-EFFICIENT CLEANING

- Uses on average 40 liters of water per cycle, which helps reduce energy and water costs.
- TurboWash™ System's proven high-efficiency technology delivers energy savings without sacrificing cleaning performance.




CARD READER COMPATIBLE

- Order your new washer as Card Only to prevent vandalism and increase safety on site.
- Card Reader accepts Visa, Mastercard, Paywave, Paypass, Apple Pay and Android Pay.




*Compared to previous model, MHN30, based on 18-lb load.

**Compared to previous model, MHN30.



REDESIGNED BELLOW



ROBUST HINGE



DURABLE DISPENSER



FRONT ACCESS PANEL



Visit maytagcommerciallaundry.com

OUR COMMITMENT TO DEPENDABLE QUALITY

For well over 50 years, Maytag® Commercial Laundry has promised and delivered dependability. We create that quality by making durable washers and dryers, built to endure heavy use and last for years. We design our machines to perform reliably and to produce consistent results. Finally, we give our washers and dryers the power to do their jobs thoroughly, cleaning and drying laundry quickly and efficiently—and justifying the trust that has been placed in us for generations.

MAYTAG® ENERGY ADVANTAGE™ HE FRONT-LOAD WASHER

WASHER SPECIFICATIONS	
	MHN33PD
MOTOR	
Variable-speed, reversible, thermoprotected, high-efficiency, controlled induction	Yes
Wash—HP (kw)	.09 (.07)
Extract—HP (kw)	.54 (.40)
Average energy consumption per cycle (kWh)	.054
CAPACITY	
Cylinder volume—liters	88
Cylinder diameter—mm	547
Cylinder depth—mm	341
WATER INLET HOSE	
Ft. (m)	4 (1.22)
DRAIN HOSE	
Ft. (m)	6 (1.83)
APPROXIMATE WATER USAGE—LITERS	
Average hot water usage, hot water cycle	10.26
Average hot water usage, warm water cycle	2.69
Average total water usage per cycle	40.5*
Modified Energy Factor (MEF)	2.45
Water Factor (WF)	3.50
ELECTRICAL RATING	
Evoltage	220-240V/50Hz
BREAKER/FUSE MIN. REQUIREMENTS	
Export model—amps	10
WASH SPEED—RPM	
	40
EXTRACT SPEED—MAX RPM/MAX G-FORCE	
	1,000/300
WATER SUPPLY PRESSURE	
Psi (bar)	20-100 (1-8)
ADJUSTABLE LEVELING LEGS	
	Yes
COLOR	
	White
APPROXIMATE WEIGHT	
Crated—kg	115
Uncrated—kg	111
DIMENSIONS	
Width—mm	686
Depth—mm	732
Height—mm	1,134**
Door opening diameter—mm	362
OPTIONAL PEDESTAL ADD:	
Height—mm	250

*Average based on DOE J1 testing with factory preset cycles.

**Includes height of metercase.

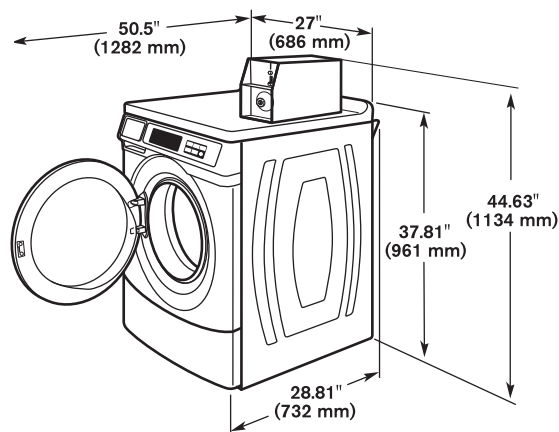
Dimensions are for planning purposes only. See specific instructions for proper installation. Because of continuous product improvement, Maytag reserves the right to change specifications without notice.



5-YEAR LIMITED WARRANTY ALL PARTS COVERED

For a period from the date of original purchase through the time listed above, the designated parts that fail in normal commercial use will be repaired or replaced free of charge for the part itself, with the owner paying all other costs, including labor, transportation and customs duty. Chemical damage is excluded from all warranty coverage. See complete warranty for details.

MHN33PD ENERGY ADVANTAGE™ FRONT-LOAD WASHER



Visit maytagcommerciallaundry.com